BURLINGTON WATER DISTRICT

Contact: Dan Zimmerman **dzimmermn4085@yahoo** 503-318-7732
Chair Lovett: ricardolovettbwd@gmail.com
Operator: NW Natural Water Services - P.O. Box 699 Newberg, OR 97132
Phone: 503-554-8333; 1-855-554-8333 (TF)
Internet: BWD Website **https://burlingtonwater.specialdistrict.org/**

November 17, 2026

Meeting Final Agenda

Commissioners of Burlington Water District Board Meeting

Join Zoom Meeting

https://us06web.zoom.us/j/81720391045

Meeting ID: 817 2039 1045

One tap mobile

+1(719)359-4580, Enter Meeting ID 81720391045# US

+1(253)205-0468, Enter Meeting ID 81720391045# US

Call to order: By Tami Ege in place of Ricardo Lovett, Chairman

Board members present/Establish quorum:

Absent: Ricardo Lovett, Chairman

Public Comment (limited to 5 minutes per person):

Staff Reports:

1. **Ed Hodges** (no agenda topics)
2. **Seth Olson, NWNWS Water Operators Report**
    a. Northwest Natural Water Services rate notice. Review rates for 2027 and discuss/approve contract.
    b. Monthly Report Highlights
    c. Report on providing the hydrant-rental to the contractor. Was this completed according to the agreement?
    d. Any new business to address

3. **Dan Zimmerman, Contracted Bookkeeper/Office Manager Report** (see attached reports)

a) The Ballot Measure passed and will be implemented in the 2027/2028 Budget.

b.) Monthly Report, address anomalies if any, take questions from the board.

b) BWD 2026-2027 Water Rate Study (WRS) status (continued two months)

Consent Agenda:

1. Board approval to pay bills as presented
2. Board approval of October Board Meeting minutes

Discussion Topics:

Old Business:

1. **Ricardo:** ***(On hold until weather improves in the Spring.)*** Coordinate a reservoir work party and defer further contractor work for the time being. This will take place in the Spring when the weather has improved.
2. **Tami:** Review/update the district website so customers are directed to the correct Northwest Natural Water Services payment website. ***(Gail Curtis is presently working on this)***
3. **Anne Squire / Tami Ege:** Visit OnPoint, inquire regarding district moving accounts, interest rates and obtain signature card.; maintain required dual-signature procedures for checks.

New Business:

Questions regarding Out of District Customers/Annexing in out-of-district customers to the in-district for Burlington Water District Board Member appointment.

Switched BWD Board Meeting to Zoom vs GoTo. Was everyone able to log on this month?

Motion to Adjourn:

Next Board Meeting: Tentative December 16, 2026, 6:15 pm online
Location: All meetings held by videoconference. See BWD website.

NW Natural WATER™

Operations Report for 2026 Nov's Meeting

SCADA Report

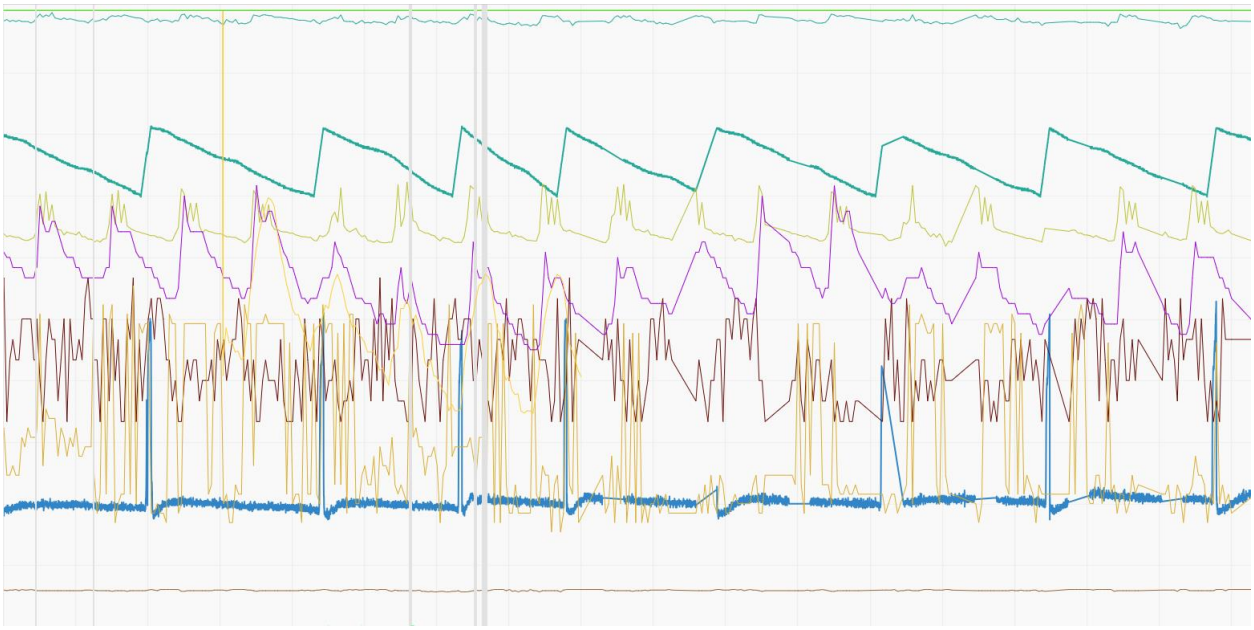

Distribution Overview In-District

Water Pumped: 656,586 Gallons

Water Sold: 648,121 Gallons

Loss Factor: 0.24%

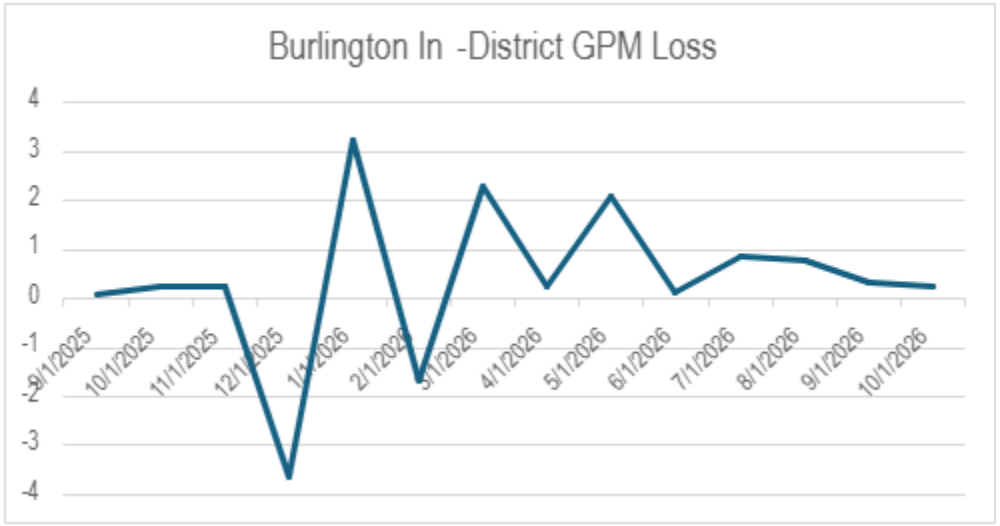

Distribution Overview Logie Trail

Water Pumped – 126,944 Gallons

Water Sold – 19,449 Gallons

Loss Factor = 83.03%

Charge per customer: $48.86

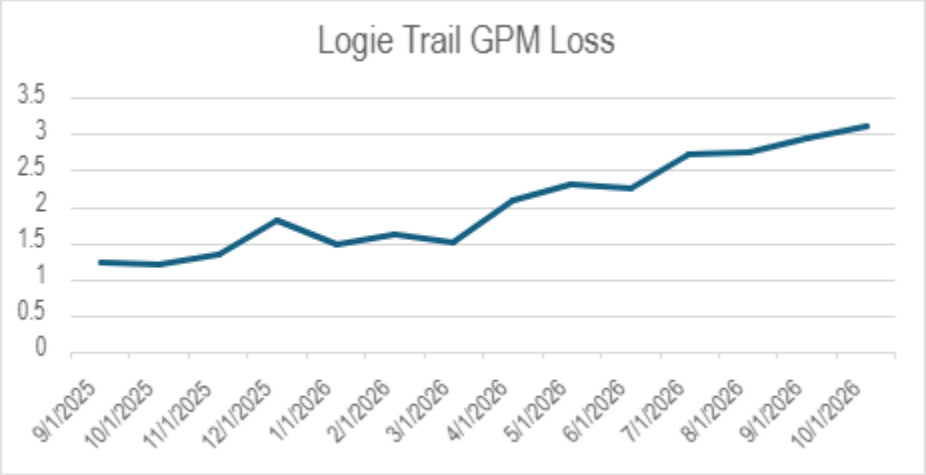

Distribution Overview Chestnut Lane

Water Pumped: 30,595 Gallons

Water Sold: 29,700 Gallons

Loss Factor: 2.93 %

Charge per customer: $0.25

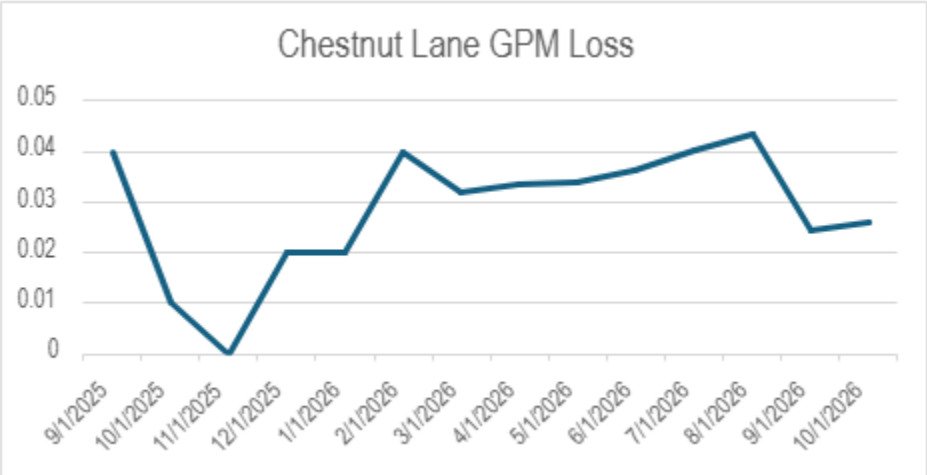

Distribution Overview Newberry Lane

Water Pumped – 29,710 Gallons

Water Sold – 22,292 Gallons

Loss Factor = 24.97 %

Charge per customer: $3.29

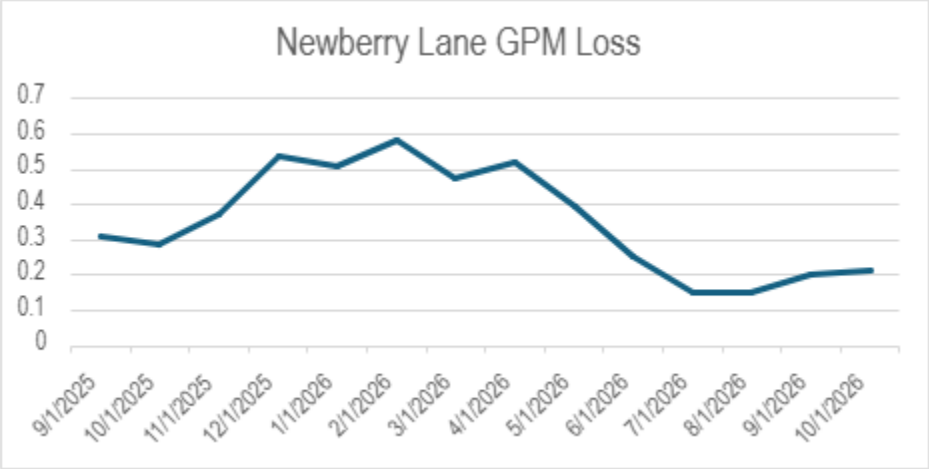

Compliance Analysis

Samples Collected: 1 of 1

1. 10/12– Routine Bacterial Sample

Average Chlorine Residual: 1.017 PPM

Compliance Violations : None

Additional Services

Locates marked

10/16- Meter reading was done

Recommended Maintenance

Administrative Comments

The new NW Natural Water Services rates for 2027 have been emailed out.

FISCAL YEAR July 1 to June 30 In District

	2026						2026						
Report Month:	**August**	**Sept**	**Oct.**	**Nov.**	**Dec.**	**Jan.**	**Feb**	**March**	**April**	**May**	**June**	**July**	
Usage Month	july	august	sept	october	nov	dec	january	feb.	march	april	may	june	**TOTAL**
Water fr. City Water to Customers (gallons)	1166734	1091248	992012	631,586			851243	763759	767567	749367	905081	1042011	8960608
Water Sold (gallons)	1127577	1056429	950919	648,121			706979	835795	665790	739625	818062	1036602	8585899
Water Loss (gallons)	39157	34819	41093	-16,535			144264	-72036	101777	9742	87019	5409	374709
Water Loss %	3.36%	3.19%	4.14%	-2.62%			16.95%	-9.73%	13.26%	1.30%	9.61%	0.52%	4.18%
Total Mo. Revenue	$ 28,934.58	$ 27,266.83	$ 25,684.47	$22,148.47			$ 23,043.12	$ 25,500.71	$ 22,640.99	$ 22,920.47	$ 23,827.41	$ 28,899.75	$ 250,867
Total Arrears	$ 13,711.88	$ 41,781.04	$ 34,341.76	$40,358.91			$ 7,155.60	$ 7,033.52	$ 6,154.15	$ 6,810.14	$ 6,137.18	$ 11,912.01	$ 175,396
Difference	$ 15,222.70	$ (14,514.21)	$ (8,657.29)	$ (18,210.44)	$ -	$ -	$ 15,887.52	$ 18,467.19	$ 16,486.84	$ 16,110.33	$ 17,690.23	$ 16,987.74	

FISCAL YEAR July 1 to June 30 Total System

	2026						2026						
Report Month:	**August**	**Sept**	**Oct.**	**Nov.**	**Dec.**	**Jan.**	**Feb**	**March**	**April**	**May**	**June**	**July**	
	july	august	sept	october	nov	dec	january	feb.	march	april	may	june	**TOTAL**
Water fr. City Water to Customers (gallons)	1166734	1091248	992012	631586			851243	763759	767567	749367	905081	1042011	8960608
Water Sold (gallons)	996854	924872	804076	532313			617443	736561	575418	632321	703219	926781	7449858
Water Loss (gallons)	169880	166376	187936	99273			233800	27198	192149	117046	201862	115230	1510750
Water Loss %	14.56%	15.25%	18.94%	15.72%			27.47%	3.56%	25.03%	15.62%	22.30%	11.06%	16.86%
Total Mo. Revenue	$ 34,697.05	$ 32,471.31	$ 31,318.05	$ 26,437.43			$ 26,945.06	$ 29,336.98	$ 26,283.49	$ 26,734.37	$ 27,813.69	$ 34,382.60	$ 296,420
Total Arrears	$ 33,305.56	$ 46,430.20	$ 36,441.11	$ 42,525.86			$ 20,630.50	$ 22,276.25	$ 26,077.11	$ 23,217.06	$ 22,891.92	$ 32,596.76	$ 306,392
Difference	$ 1,391.49	$ (13,958.89)	$ (5,123.06)	$ (16,088.43)	$ -	$ -	$ 6,314.56	$ 7,060.73	$ 206.38	$ 3,517.31	$ 4,921.77	$ 1,785.84	

NW Natural Water Services

Monthly SUMMARY REPORT for the Burlington Water District

Note: Report includes Burlington In-District System, N.W. Newberry Road Out-of District System, N.W. Logie Trail Road Out-of-District System, N.W. Chestnut Lane System Out-of-District,

Meter Reading Date: Sep 22nd - Oct 16th

Water to Reservoir (from City)		Gallons
Water fr. Reservoir (to customers)	631586	Gallons
Water Sold	532313	Gallons
Water Loss	99273	Gallons
Water Loss %	15.72%	
Total Revenue (total charged in Sept billing)	$ 26,437.43	
Total Arrears	$ 42,525.86	
Difference	$ (16,088.43)	

Total Revenue Detail

Base Fees (in district and out of district)	$ 15,410.49	
Water Sales	$ 11,026.94	
Late Fees	$ -	
Over payments/Not deposited payments	$ (1,321.60)	
Total Receivables/Revenue	$ 67,641.69	
Total Receipts on Account	$ 26,635.48	Collected in September
Total Bank Deposit		

Average Usage for Active Meters	4,473	Gallons
Average Water Charge for Active Meters	$ 92.66	

Usage Groups	# of Accounts	Gallons	% of Usage	Number of Accounts Paid in Full	Revenue Generated
Over 30,001	5	244089	45.85%	2	$ 10,293.48
20,001 to 30,000	1	27304	5.13%	1	$ 1,555.20
6,001 to 20,000	5	60965	11.45%	2	$ 3,580.08
1 to 6,000	98	199955	37.56%	70	$ 10,322.52
Zero usage	10	0	0.00%	4	$ 686.15
Total Meters	119	532313	100.00%	79	$ 26,437.43

Report Date: November 13th 2026

Burlington In-District System Detailed Report (1 or 5)

NW Natural Water Services

Meter Reading Date: Sep 22nd - Oct 16th

Water Pumped		631,586	Gallons
Water Sold		648,121	Gallons
Water Loss		(16,535)	Gallons
Water Loss %		-2.62%	
Total Revenue	$	22,148.47	
Total Arrears	$	40,358.91	
Difference	$	(18,210.44)	

Revenue Detail

Base Fees Marinas	$	6,880.15
Base Fees all Others ($74.18 per home)	$	6,305.30
Water Sales Marinas	$	5,689.95
Water Sales all Others	$	3,273.07
Late Fees	$	-
Over Payments/Payments Not Deposited	$	(1,272.52)
Total Receivables/Revenue	$	61,234.86
Total Receipts on Account	$	21,449.40
Average Usage for Active Meters		6,547 gallons
Average Water Charge for Active Meters	$	90.54

Usage Groups Gallons per Month	No. of Accounts	Gallons	% of Usage	Number of Accounts Paid in Full	Revenue Generated
Over 30,001	7	401628	61.97%	2	$ 10,293.48
20,001 to 30,000	2	57014	8.80%	1	$ 1,555.20
6,001 to 20,000	4	41591	6.42%	1	$ 2,166.16
1 to 6,000	76	147888	22.82%	54	$ 7,540.19
Zero usage	9	0	0.00%	4	$ 593.44
Total Meters	98	648121	100.00%	62	$ 22,148.47

Report Date: November 13th 2026

NW Newberry Road Out of District System Detailed Report (2 or 5)

NW Natural Water Services

Meter Reading Date: Sep 22nd - Oct 16th

Water Pumped		29,710	Gallons
Water Sold		22,292	Gallons
Water Loss		7,418	Gallons
Water Loss %		24.97%	
Total Revenue	$	1,640.34	
Total Arrears	$	3.29	
Difference	$	1,637.05	

Revenue Detail

Base Fees Marinas	$	-	
Base Fees all Others $92.71	$	278.13	
Water Sales Marinas	$	-	
Water Sales all Others	$	1,362.21	
Late Fees	$	-	
Over Payments/Payments Not Deposited	$	(101.10)	
Total Receivables/Revenue	$	1,542.53	
Monthly adjustment for loss factor	$	8.99	per account
Total Receipts on Account	$	2,150.06	
Average Usage for Active Meters		7,431	Gallons
Average Water Charge for Active Meters	$	454.07	

Usage Groups Gallons per Month	No. of Accounts	Gallons	% of Usage	Number of Accounts Paid in Full	Revenue Generated
Over 30,001	0	0	0.00%	0	$ -
20,001 to 30,000	0	0	0.00%	0	$ -
6,001 to 20,000	1	19374	86.91%	1	$ 1,413.92
1 to 6,000	2	2918	13.09%	0	$ 226.42
Zero usage	0	0	0.00%	0	$ -
Total Meters	3	22292	100.00%	1	$ 1,640.34

Report Date: November 13th 2026

NW Logie Trail Road Out of District System Detailed Report (3 or 5)

NW Natural Water Services

Meter Reading Date: Sep 22nd - Oct 16th

Water Pumped		126,944	Gallons
Water Sold		19,449	Gallons
Water Loss		107,495	Gallons
Water Loss %		84.68%	
Total Revenue	$	1,019.97	
Total Arrears	$	655.53	
Difference	$	364.44	

Revenue Detail

Base Fees Marinas	$	-	
Base Fees all Others $92.71	$	741.68	
Water Sales Marinas	$	-	
Water Sales all Others	$	278.29	
Late Fees	$	-	
Over Payments/Payments Not Deposited	$	52.02	
Total Receivables/Revenue	$	1,727.52	
Monthly adjustment for loss factor	$	48.86	per account
Total Receipts on Account	$	1,115.38	
Average Usage for Active Meters		2,431	Gallons
Average Water Charge for Active Meters	$	34.79	

Usage Groups Gallons per Month	No. of Accounts	Gallons	% of Usage	Number of Accounts Paid in Full	Revenue Generated
Over 30,001	0	0	0.00%	0	$ -
20,001 to 30,000	0	0	0.00%	0	$ -
6,001 to 20,000	0	0	0.00%	0	$ -
1 to 6,000	8	19449	100.00%	3	$ 1,019.97
Zero usage	0	0	0.00%	0	$ -
Total Meters	8	19449	100.00%	3	$ 1,019.97

Report Date: November 13th 2026

NW Chestnut Lane System Detailed Report (4 or 5)

NW Natural Water Services

Meter Reading Date: Sep 22nd - Oct 16th

Water Pumped		30,595	Gallons
Water Sold		29,700	Gallons
Water Loss		895	Gallons
Water Loss %		2.93%	
Total Revenue	$	1,628.65	
Total Arrears	$	1,508.13	
Difference	$	120.52	

Revenue Detail

Base Fees Marinas	$	-	
Base Fees all Others $92.71	$	1,205.23	
Water Sales Marinas	$	-	
Water Sales all Others	$	423.42	
Late Fees	$	-	
Over Payments/Payments Not Deposited	$	-	
Total Receivables/Revenue	$	3,136.78	
Monthly adjustment for loss factor		$0.25	per account
Total Receipts on Account	$	1,920.64	
Average Usage for Active Meters		2,285	Gallons
Average Water Charge for Active Meters	$	32.57	

Usage Groups Gallons per Month	No. of Accounts	Gallons	% of Usage	Number of Accounts Paid in Full	Revenue Generated
Over 30,001	0	0	0.00%	0	$ -
20,001 to 30,000	0	0	0.00%	0	$ -
6,001 to 20,000	0	0	0.00%	0	$ -
1 to 6,000	12	29700	100.00%	9	$ 1,535.94
Zero usage	1	0	0.00%	0	$ 92.71
Total Meters	13	29700	100.00%	9	$ 1,628.65

NW Natural Water Services, LLC
PO Box 699
Newberg, OR 97132 US
503.554.8333
accountsreceivable@nwnaturalwaterservices.com

Credit Memo

CREDIT TO
Burlington Water District
PO Box 1827
Fairview, OR 97024

CREDIT # 84415
DATE 10/31/2026

DATE	ACTIVITY	DESCRIPTION	QTY	RATE	AMOUNT
10/31/2026	**Receipts this month**	Receipts this month	1	26,835.48	26,835.48

SUBTOTAL	26,835.48
TAX	0.00
TOTAL	26,835.48
TOTAL CREDIT	**$26,835.48**

NW Natural Water Services, LLC
PO Box 699
Newberg, OR 97132 US
503.554.8333
accountsreceivable@nwnaturalwaterservices.com

Invoice

BILL TO
Burlington Water District
PO Box 1827
Fairview, OR 97024

INVOICE #	DATE	TOTAL DUE	DUE DATE	TERMS	ENCLOSED
84440	10/31/2026	$5,613.95	11/30/2026	Net 30	

DATE	DESCRIPTION	QTY	RATE	AMOUNT
	Operations Base Fee.	1	1,835.00	1,835.00
	Billing Base Fee.	1	1,181.00	1,181.00
	Service Fee - 20%	0.20	3,016.00	603.20
				Subtotal: 3,619.20
	T&M Charges:			
	Locates Marked in October Tickets: #26328402, #26328398, #26328924, #26349570, #26353787, #26353810, #27357521			
	Area Supervisor	1.75	95.00	166.25
	Operator 2	2	87.00	174.00
	Operator Technician	1.75	70.00	122.50
	Mileage	39	0.76	29.64
	Service Fee - 20%	0.20	492.39	98.48
				Subtotal: 590.87
10/07/2026	Brush Maintenance Around Tank			
	Operator Technician	7.25	70.00	507.50
	Mileage	50	0.76	38.00
	Service Fee - 20%	0.20	545.50	109.10
				Subtotal: 654.60
10/14/2026	WMAB Meeting			
	Operations Manager	1.25	137.00	171.25
	Service Fee - 20%	0.20	171.25	34.25
				Subtotal: 205.50
10/15/2026	Investigate Leaking Meter @ 12947 NW Newberry Ln			
	Area Supervisor	2.50	95.00	237.50
	Mileage	21	0.76	15.96

DATE	DESCRIPTION	QTY	RATE	AMOUNT
	Service Fee - 20%	0.20	253.46	50.69
				Subtotal: 304.15
10/21/2026	Monthly Meeting			
	Operations Manager	1.25	137.00	171.25
	Service Fee - 20%	0.20	171.25	34.25
				Subtotal: 205.50
	Reimbursable Expenses:			
10/01/2026	One Call Concepts			28.44
	Service Fee - 20%	0.20	28.44	5.69
				Subtotal: 34.13

SUBTOTAL	5,613.95
TAX	0.00
TOTAL	5,613.95
BALANCE DUE	**$5,613.95**

View and pay

Burlington Water District
Balance Sheet
As of October 31, 2026

	Oct 31, 26
ASSETS	
Current Assets	
Checking/Savings	
10.01 · Bank of the West-General acct.	164,526.14
1004 · OR STATE TREATX POOL-FIRE 4563	10,109.16
1006 · STATE POOL -GEN Savings 3564	714,847.48
1010 · PETTY CASH	30.00
Total Checking/Savings	889,512.78
Other Current Assets	
6000 · DUE FROM (DUE TO) NWNWS	-5,613.95
Total Other Current Assets	-5,613.95
Total Current Assets	883,898.83
TOTAL ASSETS	**883,898.83**
LIABILITIES & EQUITY	
Liabilities	-30.00
Equity	
3000 · Opening Bal Equity	-656,421.00
3900 · Retained Earnings	1,436,136.36
Net Income	104,213.47
Total Equity	883,928.83
TOTAL LIABILITIES & EQUITY	**883,898.83**

Burlington Water District
Profit & Loss Budget vs. Actual
October 2026

	Oct 26	Budget	$ Over Budget	% of Bud...
Ordinary Income/Expense				
Income				
4000 · INCOME				
4002 · WATER SALES	26,835.48	26,000.00	835.48	103.2%
4004 · CURRENT LEVIED TAXES	132.18	0.00	132.18	100.0%
4005 · NEW WATER SERVICE/OTHER	0.00	0.00	0.00	0.0%
4011 · INTEREST INCOME	2,521.40	666.66	1,854.74	378.2%
Total 4000 · INCOME	29,489.06	26,666.66	2,822.40	110.6%
7000.01 · Fire & Emergency Serv. Revenue				
7000.02 · Permanant Rate Property Tax	0.00	200.00	-200.00	0.0%
7000.03 · Local Option Levy	0.00	500.00	-500.00	0.0%
7000.04 · Fire Fund Interest	0.00	300.00	-300.00	0.0%
7000.05 · Transferred IN from other Funds	0.00	15,000.00	-15,000.00	0.0%
Total 7000.01 · Fire & Emergency Serv. Revenue	0.00	16,000.00	-16,000.00	0.0%
Total Income	29,489.06	42,666.66	-13,177.60	69.1%
Expense				
5100 · GENERAL OPERATING EXPENSES				
5153 · FIRE PROTECTION FEE	0.00	0.00	0.00	0.0%
5152 · CONSULTANTS	0.00	0.00	0.00	0.0%
5151 · PROCESSING FEES	0.00	0.00	0.00	0.0%
5150 · ACCOUNTING	1,911.69	1,500.00	411.69	127.4%
5147 · OPERATIONS MANAGEMENT FEE	4,030.20	5,316.66	-1,286.46	75.8%
5109 · GENERAL OPERATING EXPENSES	0.00	87.00	-87.00	0.0%
5102 · ADVERTISING/COLLECTIONS	0.00	0.00	0.00	0.0%
5103 · BANK FEES	11.15	16.66	-5.51	66.9%
5111 · ELECTRIC	154.05	300.00	-145.95	51.4%
5119 · INSURANCE	0.00	0.00	0.00	0.0%
5123 · LEGAL	0.00	1,364.00	-1,364.00	0.0%
5127 · OFFICE EXPENSE & POSTAGE	0.00	500.00	-500.00	0.0%
5141 · MAINTENANCE	1,583.75	8,000.00	-6,416.25	19.8%
5142 · WATER PURCHASES	3,293.74	9,000.00	-5,706.26	36.6%
5143 · LEASE FEES	0.00	0.00	0.00	0.0%
5145 · ENGINEER	0.00	1,250.00	-1,250.00	0.0%
Total 5100 · GENERAL OPERATING EXPENSES	10,984.58	27,334.32	-16,349.74	40.2%
Total Expense	10,984.58	27,334.32	-16,349.74	40.2%
Net Ordinary Income	18,504.48	15,332.34	3,172.14	120.7%
Other Income/Expense				
Other Expense				
5149 · OPERATING CONTINGENCY	0.00	51,322.97	-51,322.97	0.0%
5410 · TRANSFERS OUT				
5410.1 · TRANSFER TO FIRE FUND	0.00	15,000.00	-15,000.00	0.0%
Total 5410 · TRANSFERS OUT	0.00	15,000.00	-15,000.00	0.0%
5200 · CAPITAL OUTLAY				
5200.1 · CAPITAL OUTLAY	0.00	18,181.81	-18,181.81	0.0%
Total 5200 · CAPITAL OUTLAY	0.00	18,181.81	-18,181.81	0.0%
5300 · DEBT SERVICE				
5300.1 · IFA Loan Debt - S01006	0.00	0.00	0.00	0.0%
5300.2 · IFA Loan Debt - S12005	0.00	0.00	0.00	0.0%
5300.3 · IFA Loan Debt - S22014	0.00	0.00	0.00	0.0%
5300.4 · IFA Loan Debt - S23003	0.00	0.00	0.00	0.0%
5300.5 · Debt Service Interest	0.00	0.00	0.00	0.0%
Total 5300 · DEBT SERVICE	0.00	0.00	0.00	0.0%
Total Other Expense	0.00	84,504.78	-84,504.78	0.0%
Net Other Income	0.00	-84,504.78	84,504.78	0.0%
Net Income	**18,504.48**	**-69,172.44**	**87,676.92**	**-26.8%**

Burlington Water District
Profit & Loss Budget vs. Actual
July through October 2026

	Jul - Oct 26	Budget	$ Over Budget	% of Bud...
Ordinary Income/Expense				
Income				
4000 · INCOME				
4013 · Grant Proceeds	20,000.00			
4002 · WATER SALES	126,751.38	118,000.00	8,751.38	107.4%
4004 · CURRENT LEVIED TAXES	132.18	0.00	132.18	100.0%
4005 · NEW WATER SERVICE/OTHER	0.00	0.00	0.00	0.0%
4011 · INTEREST INCOME	9,125.84	2,666.72	6,459.12	342.2%
Total 4000 · INCOME	156,009.40	120,666.72	35,342.68	129.3%
7000.01 · Fire & Emergency Serv. Revenue				
7000.02 · Permanant Rate Property Tax	1,242.78	1,300.00	-57.22	95.6%
7000.03 · Local Option Levy	0.00	1,700.00	-1,700.00	0.0%
7000.04 · Fire Fund Interest	94.61	1,000.00	-905.39	9.5%
7000.05 · Transferred IN from other Funds	0.00	15,000.00	-15,000.00	0.0%
Total 7000.01 · Fire & Emergency Serv. Revenue	1,337.39	19,000.00	-17,662.61	7.0%
Total Income	157,346.79	139,666.72	17,680.07	112.7%
Expense				
5100 · GENERAL OPERATING EXPENSES				
5153 · FIRE PROTECTION FEE	0.00	0.00	0.00	0.0%
5152 · CONSULTANTS	0.00	0.00	0.00	0.0%
5151 · PROCESSING FEES	0.00	0.00	0.00	0.0%
5150 · ACCOUNTING	12,195.83	11,750.00	445.83	103.8%
5147 · OPERATIONS MANAGEMENT FEE	15,648.90	21,266.72	-5,617.82	73.6%
5109 · GENERAL OPERATING EXPENSES	0.00	304.00	-304.00	0.0%
5102 · ADVERTISING/COLLECTIONS	0.00	0.00	0.00	0.0%
5103 · BANK FEES	44.10	66.72	-22.62	66.1%
5111 · ELECTRIC	686.81	1,175.00	-488.19	58.5%
5117 · ELECTIONS	106.36			
5119 · INSURANCE	0.00	0.00	0.00	0.0%
5123 · LEGAL	0.00	4,088.00	-4,088.00	0.0%
5127 · OFFICE EXPENSE & POSTAGE	400.00	2,000.00	-1,600.00	20.0%
5141 · MAINTENANCE	5,637.26	25,500.00	-19,862.74	22.1%
5142 · WATER PURCHASES	14,760.48	32,000.00	-17,239.52	46.1%
5143 · LEASE FEES	0.00	0.00	0.00	0.0%
5145 · ENGINEER	380.00	5,000.00	-4,620.00	7.6%
Total 5100 · GENERAL OPERATING EXPENSES	49,859.74	103,150.44	-53,290.70	48.3%
Total Expense	49,859.74	103,150.44	-53,290.70	48.3%
Net Ordinary Income	107,487.05	36,516.28	70,970.77	294.4%
Other Income/Expense				
Other Expense				
5149 · OPERATING CONTINGENCY	0.00	205,291.24	-205,291.24	0.0%
5410 · TRANSFERS OUT				
5410.1 · TRANSFER TO FIRE FUND	0.00	15,000.00	-15,000.00	0.0%
Total 5410 · TRANSFERS OUT	0.00	15,000.00	-15,000.00	0.0%
5200 · CAPITAL OUTLAY				
5200.1 · CAPITAL OUTLAY	0.00	54,545.52	-54,545.52	0.0%
Total 5200 · CAPITAL OUTLAY	0.00	54,545.52	-54,545.52	0.0%
5300 · DEBT SERVICE				
5300.1 · IFA Loan Debt - S01006	0.00	0.00	0.00	0.0%
5300.2 · IFA Loan Debt - S12005	0.00	0.00	0.00	0.0%
5300.3 · IFA Loan Debt - S22014	0.00	0.00	0.00	0.0%
5300.4 · IFA Loan Debt - S23003	1,596.35	0.00	1,596.35	100.0%
5300.5 · Debt Service Interest	1,677.23	0.00	1,677.23	100.0%
Total 5300 · DEBT SERVICE	3,273.58	0.00	3,273.58	100.0%
Total Other Expense	3,273.58	274,836.76	-271,563.18	1.2%
Net Other Income	-3,273.58	-274,836.76	271,563.18	1.2%
Net Income	**104,213.47**	**-238,320.48**	**342,533.95**	**-43.7%**

Burlington Water District
Profit & Loss Budget vs. Actual
July through December 2026

	Jul - Dec 26	Budget	$ Over Budget	% of Bud...
Ordinary Income/Expense				
Income				
4000 · INCOME				
4013 · Grant Proceeds	20,000.00			
4002 · WATER SALES	126,751.38	181,000.00	-54,248.62	70.0%
4004 · CURRENT LEVIED TAXES	132.18	0.00	132.18	100.0%
4005 · NEW WATER SERVICE/OTHER	0.00	0.00	0.00	0.0%
4011 · INTEREST INCOME	9,125.84	4,000.04	5,125.80	228.1%
Total 4000 · INCOME	156,009.40	185,000.04	-28,990.64	84.3%
7000.01 · Fire & Emergency Serv. Revenue				
7000.02 · Permanant Rate Property Tax	1,242.78	166,000.00	-164,757.22	0.7%
7000.03 · Local Option Levy	0.00	79,000.00	-79,000.00	0.0%
7000.04 · Fire Fund Interest	94.61	1,600.00	-1,505.39	5.9%
7000.05 · Transferred IN from other Funds	0.00	15,000.00	-15,000.00	0.0%
Total 7000.01 · Fire & Emergency Serv. Revenue	1,337.39	261,600.00	-260,262.61	0.5%
Total Income	157,346.79	446,600.04	-289,253.25	35.2%
Expense				
5100 · GENERAL OPERATING EXPENSES				
5153 · FIRE PROTECTION FEE	0.00	0.00	0.00	0.0%
5152 · CONSULTANTS	0.00	0.00	0.00	0.0%
5151 · PROCESSING FEES	0.00	0.00	0.00	0.0%
5150 · ACCOUNTING	14,143.96	14,750.00	-606.04	95.9%
5147 · OPERATIONS MANAGEMENT FEE	15,648.90	31,900.04	-16,251.14	49.1%
5109 · GENERAL OPERATING EXPENSES	0.00	478.00	-478.00	0.0%
5102 · ADVERTISING/COLLECTIONS	0.00	0.00	0.00	0.0%
5103 · BANK FEES	44.10	100.04	-55.94	44.1%
5111 · ELECTRIC	826.58	1,775.00	-948.42	46.6%
5117 · ELECTIONS	288.17			
5119 · INSURANCE	0.00	0.00	0.00	0.0%
5123 · LEGAL	0.00	6,816.00	-6,816.00	0.0%
5127 · OFFICE EXPENSE & POSTAGE	400.00	3,000.00	-2,600.00	13.3%
5141 · MAINTENANCE	5,637.26	38,000.00	-32,362.74	14.8%
5142 · WATER PURCHASES	17,828.56	43,000.00	-25,171.44	41.5%
5143 · LEASE FEES	0.00	2,420.00	-2,420.00	0.0%
5145 · ENGINEER	380.00	7,500.00	-7,120.00	5.1%
Total 5100 · GENERAL OPERATING EXPENSES	55,197.53	149,739.08	-94,541.55	36.9%
Total Expense	55,197.53	149,739.08	-94,541.55	36.9%
Net Ordinary Income	102,149.26	296,860.96	-194,711.70	34.4%
Other Income/Expense				
Other Expense				
5149 · OPERATING CONTINGENCY	0.00	307,937.18	-307,937.18	0.0%
5410 · TRANSFERS OUT				
5410.1 · TRANSFER TO FIRE FUND	0.00	15,000.00	-15,000.00	0.0%
Total 5410 · TRANSFERS OUT	0.00	15,000.00	-15,000.00	0.0%
5200 · CAPITAL OUTLAY				
5200.1 · CAPITAL OUTLAY	0.00	90,909.14	-90,909.14	0.0%
Total 5200 · CAPITAL OUTLAY	0.00	90,909.14	-90,909.14	0.0%
5300 · DEBT SERVICE				
5300.1 · IFA Loan Debt - S01006	29,636.00	29,345.00	291.00	101.0%
5300.2 · IFA Loan Debt - S12005	30,750.52	30,450.00	300.52	101.0%
5300.3 · IFA Loan Debt - S22014	12,097.31	11,915.00	182.31	101.5%
5300.4 · IFA Loan Debt - S23003	1,596.35	1,640.00	-43.65	97.3%
5300.5 · Debt Service Interest	16,878.71	17,635.00	-756.29	95.7%
Total 5300 · DEBT SERVICE	90,958.89	90,985.00	-26.11	100.0%
Total Other Expense	90,958.89	504,831.32	-413,872.43	18.0%
Net Other Income	-90,958.89	-504,831.32	413,872.43	18.0%
Net Income	**11,190.37**	**-207,970.36**	**219,160.73**	**-5.4%**

Register: 10.01 · Bank of the West-General acct.

From 11/01/2026 through 11/30/2026

Sorted by: Date, Type, Number/Ref

Date	Number	Payee	Account	Memo	Payment	C	Deposit	Balance
11/17/2026	3695	NW NATURAL WA...	6000 · DUE FROM (D...	INV:84440	5,613.95			158,912.19
11/17/2026	3696	DANIEL ZIMMER...	5100 · GENERAL OP...	INV: 418 - OC...	1,948.13			156,964.06
11/17/2026	3697	BUSINESS OREGO...	-split-	LOAN # S01006	31,773.78			125,190.28
11/17/2026	3698	BUSINESS OREGO...	-split-	Loan #S12005	37,147.82			88,042.46
11/17/2026	3699	BUSINESS OREGO...	-split-	Loan #S22014	18,763.71			69,278.75
11/17/2026	3700	Multnomah County ...	5100 · GENERAL OP...	CINV: 000169...	181.81			69,096.94
11/23/2026	AUTO P...	CITY OF PORTLAND	5100 · GENERAL OP...	OCTOBER 20...	3,068.08			66,028.86
11/23/2026	AUTO P...	PGE	5100 · GENERAL OP...	electricity	139.77			65,889.09

BURLINGTON WATER DISTRICT

Contact: Dan Zimmerman **dzimmermn4085@yahoo** 503-318-7732
Chair Lovett: ricardolovettbwd@gmail.com
Operator: NW Natural Water Services - P.O. Box 699 Newberg, OR 97132
Phone: 503-554-8333; 1-855-554-8333 (TF)
Internet: BWD Website **https://burlingtonwater.specialdistrict.org/**

BURLINGTON WATER DISTRICT BOARD

MEETING MINUTES

October 21, 2026

The meeting was called to order at 6:23 p.m. A quorum was confirmed. Guests: Chris Frank and Rick Pepperling, BWD customers.

Board/Staff Members Present: Ricardo Lovett, Chaiman, Anne Squire and Tami Ege, Robin Walden, Appointee to be sworn in at this meeting. Seth Olson, NWNWS and Dan Zimmerman, Bookkeeper. (It was noted that Anne Squire had a difficult time connecting through the GoTo.com app.)

Public Comment: Welcome, Chris Frank and Nick Pepperling BWD customers.

Ricardo asked Robin Warden to read the “Oath of Office” to be sworn in. Welcome to Robin as the new BWD Board Member.

Staff Reports:
NWNWS Manager Report - Seth Olson

Seth began with the notice that they had received from the City of Portland regarding a monthly sample that had come back regarding a boil order. At this time the notice is being regarded as a false positive and additional testing will be completed today. If the sample comes back requiring a boil order, NWNWS will send out notification to BWD customer base to inform them of this needed precaution. Seth was asked if he would be boiling his water and stated not in this district but would not with the information given thus far.

1. Seth asked the BWD Board to consider a contractor’s request to obtain approximately 100,000 gallons of water through a district hydrant for construction work. Seth explained that the district could secure a hydrant meter to the hydrant and require the contractor to operate only the meter valve, reducing the risk of damage to the hydrant. The Board discussed potential service interruption, contractor responsibility for damage, proof of insurance and licensing, limits on quantity or duration, and whether approval would set a precedent for future requests.

2. Seth reported that charging the district’s existing highest-tier rate for 100,000 gallons would generate approximately $2,300 in revenue, while the estimated wholesale water cost to the district would be about $36.36. The discussion concluded with a motion to provide 100,000 gallons to the contractor at the district’s highest tier rate. Seth said they could check the meter to make sure the

gallons used did not exceed the 100,000 gallons agreed to. Anne Squire made a motion to sell water to the contractor, Tami second, all in favor.

3. Seth reported district water usage was below one million gallons for the current month, compared with a typical level of approximately 1.2 million gallons.

4. Seth also noted that the district's new rates for 2027 had been circulated to Board members. The Board will review the rates at the next meeting.

5. Tami reported that the payment link on the BWD website could not be set up due to it directing customers to a third-party payment process. Tami will attempt to set it up with a link to go directly to NWNWS website.

6. Ricardo asked NWNWS to pause additional work at the reservoir for the time being. Board members may organize a work party to rake and clear vegetation already cut down. Seth reported

that the major fire hazard from standing vegetation had been reduced, although cut material remained on the ground.

Dan Zimmerman, Bookkeeper

1. Dan Zimmerman reviewed the financial materials. Reported receipts for the month were $40,367.95 and the invoice for services and related work was $5,008.92. September budget-to-actual results were described as tracking normally for this early point in the fiscal year. Water-rate revenues were reported at 108% of budget to date. The Board was advised that additional debt-service payments would be due in December. Dan noted that a transfer from checking to an interest-bearing account might be considered the following month as the checking balance rises.

2. The Board also discussed check-signature procedures. Dan noted that checks require dual signatures even though the bank may process a check with only one. The two checks discussed had been mailed; the Board would address any rejection if one occurred.

3. The Board discussed the planned closure of the BMO branch in St. Helens and the fees charged on the district's accounts. Dan reported fees of approximately $16 per month and no interest on a balance of roughly $100,000. Dan stated he has very few checks left on hand, and this would be a good time to look at changing banks and suggested OnPoint Community Credit Union as an alternative because of lower fees and modest interest. Anne made a motion to move banking to OnPoint, Tami second, vote unanimous. Anne and Tami will visit the Scappoose OnPoint branch and ask about moving the district accounts to OnPoint and obtaining signature cards to make for an easy transition.

4. Dan proposed changing the Board's online meeting platform from GoTo to Zoom, noting that Zoom was familiar to more users and cost approximately $2 more per month. Members discussed usability and meeting documentation. Tami moved to switch from GoTo to Zoom; Ricardo second and voted unanimous. The Board discussed keeping GoTo active temporarily while Zoom is set up and tested, then discontinuing GoTo once satisfied with the transition.

5. Dan requested ensuring storage-unit receipts and communications go to the appropriate district email address. Anne said she would contact the storage provider and notify them of the redirect.

6. Move to pay bills as presented; Tami made a motion to approve to pay bills, Anne second, vote unanimous.

7. Move to approve BWD September meeting minutes as presented. Ricardo made a motion to approve September minutes, Anne second, vote unanimous.

8. Dan agreed to send Tami Nick Pepperling's contact information after Nick expressed interest in attending future meetings.

The next meeting was clarified as Tuesday, November 17, 2026, at 6:15 p.m. (rather than November 18 as shown on the existing agenda).

Tami will correct the date in the minutes and update the website/meeting setup. The Board intended to use Zoom for the next meeting if setup can be completed.

Tami Ege moved to adjourn. Anne seconded the motion. The meeting adjourned at approximately 7:06 p.m.

Action Items

• **Seth Olson:** Provide the hydrant-rental to the contractor and arrange the approved 100,000- gallon sale at the highest-tier rate; clarify any written terms, insurance/licensing checks, quantity/time limits, and responsibility for hydrant damage.

- **Board /** Northwest Natural Water Services rate notice; review the rates at the November meeting.
- **Tami Ege:** Review/update the district website so customers are directed to the correct Northwest

  Natural Water Services payment website.
- **Ricardo:** Coordinate a reservoir work party and defer further contractor work for the time being.
- **Anne Squire / Tami Ege:** Visit OnPoint, inquire regarding district moving accounts, interest rates

  and obtain signature card.; maintain required dual-signature procedures for checks.
- **Tami Ege / Dan Zimmerman:** Set up Zoom for the next meeting, retain GoTo during

  transition/testing, and update the meeting information on the website.
- **Anne Squire:** Contact the storage provider about receipt/communication email settings and check

  spam for missing messages.
- **Tami Ege:** Correct the next meeting date to November 17, 2026, and update the posted

  information. Chat GPT/Tami Ege

Dan Zimmerman
38468 Maple St
Sandy, OR 97055
Phone 503-318-7732

INVOICE

INVOICE #418

DATE: OCTOBER 31, 2026

TO:
Burlington Water District Board
PO Box 1827
Fairview, OR 97024

FOR:
Burlington Water District services rendered for October 2026

DESCRIPTION	HOURS	RATE	AMOUNT
Monthly Accounting Fee – October 2026		$600/mo	$600.00
Attend October Board Meeting		150/meeting	$150.00
GoToMeeting Fee Reimburse Zoom Fee Reimburse	1 Month 1 Month	14/Month 16.99/ Month	$14.00 $16.99
Postage Reimburse	$3.00 + 2 stamps	.82/stamp	$4.64
Billable Work: Monitor District Email and PO box. Prepared Board packet for regular meeting. Prepared District Mailer including time for purchasing supplies and postage and drop at Post Office. Setup account with Zoom for District Board meetings. Completed SDIS Best practices survey for 6% discount. Attended TSCC meeting regarding Local Option Levy. Filled out Annual Insurance Renewal documents and submit to Insurance agent. Troubleshoot GoTo Meeting access issues. Backed up all district files on to a USB drive.	15.5	$75.00	$1,162.50
Storage Unit – Payment Reimburse – 6 months Paid -thru 3/27		17.01/Month	
		TOTAL	$1,948.13

Make all checks payable to Dan Zimmerman

INVOICE

PAID

GoTo Technologies USA, LLC
Fed ID# 81-2216538

Invoice Number	1209617828
Customer #	6013656290
Account Key #	2150381267102560526
Invoice Date	31-Oct-2026
Payment Terms	Net 30
Due Date	30-Nov-2026

Bill-To :

Burlington Water
Amanda Schehr
PO Box 1827
Fairview, OR 97024-1802
US

Invoice Total : USD 14.00

#	Service Description	Billing Period	Qty	Unit Price	Total
1	GoToMeeting Business Billing Frequency : **Monthly**	31-Oct-2026 to 29-Nov-2026	1	USD 14.00	USD 14.00

SUBTOTAL Excl. Tax & Fee	USD 14.00
Invoice Total :	**USD 14.00**

Please cut here and send with Payment

PAID

GoTo Technologies USA, LLC
Fed ID# 81-2216538

Thank you for your payment.
We've successfully processed the card on file: MasterCard XXXXX0017.

PAYMENT INFORMATION

Account Info	Burlington Water
Customer #	6013656290
Invoice Number	1209617828
Due Date	30-Nov-2026
Balance Due	**USD 0.00**

Please do not send cash or include correspondence.

Manage your products and payments from the Billing Portal

Your self-service billing portal is a one-stop location for your billing needs:

✓ Make payments
✓ Purchase new products or licenses
✓ Update payment methods and payment contact
✓ Manage your invoices and purchase orders
✓ Update your billing address

Sign in now with the username you received in this invoice email.

Have billing questions?

Find answers on our support site or feel free to contact us directly.

Invoice

Zoom Communications, Inc.
55 Almaden Blvd, 6th Floor
San Jose, CA 95113

Invoice Date: Nov 4, 2026
Invoice #: INV376620766
Payment Terms: Due Upon Receipt
Due Date: Nov 4, 2026
Account Number: 5188738651
Currency: USD
Payment Method: MasterCard **********0017
Account Information: Burlington Water District

Federal Employer ID Number: 61-1648780

Purchase Order Number:

Tax Exempt Certificate ID:

Zoom W-9

Sold To Address: PO Box 1827,
Fairview, Oregon 97024
United States

burlingtonwaterdistrict@gmail.com

Bill To Address: 38468 Maple st,
Sandy, Oregon 97055
United States

burlingtonwaterdistrict@gmail.com

Charge Details

Charge Description	Billing Period	Subtotal	Taxes, Fees & Surcharges	Total
Charge Name: **Zoom Workplace Pro Monthly** Quantity: 1 Unit Price: $16.99	Nov 4, 2026 - Dec 3, 2026	$16.99	$0.00	**$16.99**
		Subtotal		**$16.99**
		Total (Including Taxes, Fees & Surcharges)		**$16.99**
		Invoice Balance		**$0.00**

Taxes, Fees & Surcharge Details

Charge Name	Tax, Fee or Surcharge Name	Jurisdiction	Charge Amount	Tax, Fee or Surcharge Amount
			Total of Taxes, Fees & Surcharges	**$0.00**

Transactions

Invoice Total	**$16.99**

Transaction Date	Transaction Number	Transaction Type	Description	Applied Amount
Nov 4, 2026	P-443561661	Payment		**-$16.99**
			Invoice Balance	**$0.00**

Need help understanding your invoice? Click here

Zoom One is rebranding to Zoom Workplace! This new name does not impact your services.
Please note ZoomIQ for Sales is now called Zoom Revenue Accelerator. Your Services will remain the same and this name change does not change your current subscription pricing.

Recurring plans will automatically renew, charging the payment method on file. The billing period for each plan, and the total charge (plus applicable taxes and regulatory fees), per billing period for that product are set out above in the Charge Details section. You can cancel any time up until the day before your renewal date at zoom.us/billing, and the cancellation will go into effect at the end of your subscription term.

Zoom Phone services provided by Zoom Voice Communications, Inc. Rates, terms and conditions for Zoom Phone services are set by Zoom Voice Communications, Inc

775 Summer St. NE, Ste. 201 • Salem, OR 97301 • 503-986-0123 • fax 503-581-5115 • TTY 800-735-2900 • www.oregon4biz.com

Safe Drinking Water Fund Invoice

Attention: Accounts Payable / Finance Office

Burlington Water District
PO Box 1827

Fairview, OR 97024

Loan	Loan Balance	Period Due	Principal	Interest	Total Due
S01006	213,777.71	12/1/2026	29,636.00	2,137.78	$31,773.78

Payment via the Local Government Investment Pool (LGIP) **891230000797**

Local governments can pay via ACH from the Local Government Investment Pool. To set up such payments, submit an LGIP State Payment Instructions form (available at oregon.gov/lgip) to PFMAM Client Services. Instructions may take up to 24 hours to set up. Payment via wire transfer must be made from a local government's commercial bank account (see below).

Business Oregon Fiscal Service obdd.fiscal.svcs@biz.oregon.gov

ACH Transfer:

Bank Name:	Oregon State Treasury
Bank Address:	867 Hawthorne Ave SE, Salem, OR
ABA Transit Routing Number:	123207010
Account Number: ACH	891230000797
Reference: (Borrower - Loan Number)	S01006

Wire Transfer:

Bank Name:	KeyBank N.A.
Bank Address:	416 State St, Salem, OR
ABA Transit Routing Number:	123002011
Account Number: WIRE	891230000797
Reference:	Business Oregon IFA | Account Number: 891230000797 S01006

We strongly encourage our borrowers to pay electronically, but if paying by check, please issue a separate check for each loan number. This will ensure that the loan payments are credited accurately to your account. Should you have any issues, questions, feel you received this invoice by mistake, or notice a discrepancy, please feel free to contact Business Oregon Fiscal Services

Remittance address:
Business Oregon
Attn: Fiscal Services
775 Summer Street NE, Suite 310
Salem, OR 97301

Borrower Reference:
S01006
Portfol Number: 89-1
891230000797
$31,773.78

775 Summer St. NE, Ste. 201 • Salem, OR 97301 • 503-986-0123 • fax 503-581-5115 • TTY 800-735-2900 • www.oregon4biz.com

Safe Drinking Water Fund Invoice

Attention: Accounts Payable / Finance Office

Burlington Water District
PO Box 1827

Fairview, OR 97024

Loan	Loan Balance	Period Due	Principal	Interest	Total Due
S12005	639,729.92	12/1/2026	30,750.52	6,397.30	$37,147.82

Payment via the Local Government Investment Pool (LGIP) **891230000797**

Local governments can pay via ACH from the Local Government Investment Pool. To set up such payments, submit an LGIP State Payment Instructions form (available at oregon.gov/lgip) to PFMAM Client Services. Instructions may take up to 24 hours to set up. Payment via wire transfer must be made from a local government's commercial bank account (see below).

Business Oregon Fiscal Service obdd.fiscal.svcs@biz.oregon.gov

ACH Transfer:

Bank Name:	Oregon State Treasury
Bank Address:	867 Hawthorne Ave SE, Salem, OR
ABA Transit Routing Number:	123207010
Account Number: ACH	891230000797
Reference: (Borrower - Loan Number)	S12005

Wire Transfer:

Bank Name:	KeyBank N.A.
Bank Address:	416 State St, Salem, OR
ABA Transit Routing Number:	123002011
Account Number: WIRE	891230000797
Reference:	Business Oregon IFA | Account Number: 891230000797 S12005

We strongly encourage our borrowers to pay electronically, but if paying by check, please issue a separate check for each loan number. This will ensure that the loan payments are credited accurately to your account. Should you have any issues, questions, feel you received this invoice by mistake, or notice a discrepancy, please feel free to contact Business Oregon Fiscal Services

Remittance address:
Business Oregon
Attn: Fiscal Services
775 Summer Street NE, Suite 310
Salem, OR 97301

Borrower Reference:
S12005
Portfol Number: 89-3
891230000797
$37,147.82

775 Summer St. NE, Ste. 201 • Salem, OR 97301 • 503-986-0123 • fax 503-581-5115 • TTY 800-735-2900 • www.oregon4biz.com

Safe Drinking Water Fund Invoice

Attention: Accounts Payable / Finance Office

Burlington Water District
PO Box 1827

Fairview, OR 97024

Loan	Loan Balance	Period Due	Principal	Interest	Total Due
S22014	421,923.82	12/1/2026	12,097.31	6,666.40	$18,763.71

Payment via the Local Government Investment Pool (LGIP) **891230000797**

Local governments can pay via ACH from the Local Government Investment Pool. To set up such payments, submit an LGIP State Payment Instructions form (available at oregon.gov/lgip) to PFMAM Client Services. Instructions may take up to 24 hours to set up. Payment via wire transfer must be made from a local government's commercial bank account (see below).

Business Oregon Fiscal Service obdd.fiscal.svcs@biz.oregon.gov

ACH Transfer:

Bank Name:	Oregon State Treasury
Bank Address:	867 Hawthorne Ave SE, Salem, OR
ABA Transit Routing Number:	123207010
Account Number: ACH	891230000797
Reference: (Borrower - Loan Number)	S22014

Wire Transfer:

Bank Name:	KeyBank N.A.
Bank Address:	416 State St, Salem, OR
ABA Transit Routing Number:	123002011
Account Number: WIRE	891230000797
Reference:	Business Oregon IFA | Account Number: 891230000797 S22014

We strongly encourage our borrowers to pay electronically, but if paying by check, please issue a separate check for each loan number. This will ensure that the loan payments are credited accurately to your account. Should you have any issues, questions, feel you received this invoice by mistake, or notice a discrepancy, please feel free to contact Business Oregon Fiscal Services

Remittance address:
Business Oregon
Attn: Fiscal Services
775 Summer Street NE, Suite 310
Salem, OR 97301

Borrower Reference:
S22014
Portfol Number: 89-4
891230000797
$18,763.71

Fwd: Apportioned costs for May 19, 2026 Special District Election

From: Burlington Water District (burlingtonwaterdistrict@gmail.com)

To: dzimmerm4085@yahoo.com

Date: Thursday, October 29, 2026 at 05:55 PM PDT

---------- Forwarded message ---------
From: **Jasmine Fernandez** <jasmine.fernandez@multco.us>
Date: Thu, Oct 29, 2026, 5:20 PM
Subject: Re: Apportioned costs for May 19, 2026 Special District Election
To: <burlingtonwaterdistrict@gmail.com>

Hello,

We received a payment in the amount of $106.36. There is a remaining balance of $181.81 for the apportioned cost.

Please send a check for the remaining $181.81 at your earliest convenience.

Thank you,

Jasmine Fernandez
Administrative Analyst
Elections Logistics Coordinator
Multnomah County Elections
1040 SE Morrison St.
Portland, OR 97214
503-988-7014

On Tue, Sep 1, 2026 at 2:34 PM Jasmine Fernandez <jasmine.fernandez@multco.us> wrote:

> Hi Daniel,

Please see the attached invoice for the apportioned costs related to the May 19, 2026 Special District Election.

Thank you,

Jasmine Fernandez
Elections Logistics Coordinator
Multnomah County Elections
1040 SE Morrison St.
Portland, OR 97214
503-988-7014

Bureau of Environmental Services
Portland Water Bureau
664 N Tillamook St.
Portland, OR 97227-1828
www.portland.gov/bes
www.portland.gov/water

Telephone: 503-823-7770
Email: PWBCustomerService@portlandoregon.gov

Thank you for paying your utility bill
Your timely payment supports the operation, maintenance, and improvement of Portland's water, sewer, and stormwater systems. This ensures we can provide Portlanders with clean drinking water and reliable sewer and stormwater services 24 hours a day, every day. Learn more about the work your bill payment supports at portland.gov/water/know-your-bill

Account Number **299-230-450-0**
Customer Name BURLINGTON WATER DISTRICT
Service Address 16501 NW WAPATO DR

Account Activity

Previous Bill Amount	$	3,296.46
Net Adjustments	$	-2.72
Late Fees	$	0.00
Payments - Thank you	$	-3,293.74
Balance Forward	$	0.00
Current Charges	$	3,068.08

Amount Due **$ 3,068.08**
Due Date **Nov 23, 2026**

Billing Details

Billing Date	Billing Period	Days of Service	Billing Type
11/02/26	10/01/26-10/29/26	29	Wholesale/Monthly

Service	Meter Number	Usage	Rate	Charges
Water Volume	101489	0 CCF	$ 2.720	$ 0.00
Water Volume	20154307	1071 CCF	$ 2.720	$ 2,913.12
Base Charge				$ 154.96
		Total Current Charges		**$ 3,068.08**

Meter Detail

Meter	Size	Previous Read	Current Read	Usage
101489M	4"	0	0	0
20154307M	4"	21469	22540	1071

Please detach and return this portion with payment payable to: **City of Portland**

Bureau of Environmental Services
Portland Water Bureau
664 N Tillamook St.
Portland, OR 97227-1828

Account Number	Address Served
299-230-450-0	16501 NW WAPATO DR

Bill Date	Due Date	Amount Due
Nov 02, 2026	**Nov 23, 2026**	**$3,068.08**

☐ Check this box if you have changes or comments. Note changes on reverse.

☐ Check here to sign up for GreenBucks (please see reverse).

Amount Enclosed **$** **DO NOT PAY**

The amount due shown on this statement will be automatically paid on the due date in accordance with your Auto Pay authorization.

PDZ1104A
4000000016 11/1

BURLINGTON WATER DISTRICT
PO BOX 1827
FAIRVIEW OR 97024-1802

CITY OF PORTLAND, OR
PO BOX 4216
PORTLAND, OR 97208-4216

99 00002992304500800000000306808 5

Payment Methods

- Mailing Address .....PO Box 4216, Portland, OR, 97208-4216
- Online Payments..... www.portland.gov/utilitybill
- Payment via Phone 503-823-7770
- In Person Payments.... 664 N. Tillamook St. Portland, OR 97227
- Drop Box Payments..... 664 N. Tillamook St. Portland, OR 97227

Sign Up for AutoPay online at
www.portland.gov/utilitybill

Explanation of Billing Details

www.portland.gov/utilitybill

The charges described below help pay for operations, maintenance, repairs, and upgrades to the water, sewer, and stormwater systems. These essential systems protect public health and the environment by delivering clean drinking water, managing stormwater runoff, and treating wastewater.
A small percentage covers utility license fees, which help fund general city services like public safety and parks.

- **Sewer volume charge:** Residential sewer volume charges are based on winter average water use or actual use, whichever is lower. Commercial sewer charges are based on actual water use.
- **Stormwater charges:** Include stormwater service unit and stormwater billable area. For single-dwelling residential properties, the stormwater service unit is equal to one, and stormwater billable area is based on size and classed as small, standard, or large. For more information or other customer types, see **www.portland.gov/bes/stormwater-charges.**
- **Portland Harbor Superfund charge:** Helps fund the city's required participation in the ongoing federal Superfund investigation into historic pollution of the Willamette River.
- **Base charge:** pays for the meter reading, billing, collection, and customer support. This is a daily fixed charge.
- **Water volume charge:** pays for repairs, maintenance, and renewal of the water system. This charge is measured in units of 100 cubic feet (called CCF) used. One CCF = 748 gallons.
- **Flood safety:** pays for flood safety infrastructure along the Columbia River. More information: Portland.gov/fsb

Important Information

Customer Services Phone 503-823-7770

Call In Hours ..... Monday-Friday, 8:00 a.m. - 5:00 p.m.
In Person Payments ..... Monday-Friday, 8:00 a.m. - 4:00 p.m.

Paperless Billing Enrollment

Sign up at www.portland.gov/utilitybill

Payments

- Paying by check? You are authorizing us to make a one-time electronic funds transfer from your account or to process the payment as a check transaction.
- Deposits made to the drop box after 2:00 pm will be posted to accounts on the next business day.

Having trouble paying your bill?

- Avoid late payment fees by paying the balance in full or by making payment arrangements prior to the due date.
- Bills become delinquent if not paid by the due date printed on the initial bill or notice.
- Fees may continue to be assessed against any unpaid charges, even after water has been shut off.
- Personal information may be used for account management and collection services.

Financial Assistance

- You may qualify for financial assistance. Please contact Customer Service for information or go to **www.portland.gov/water/financialassistance**

Typical Billing and Collection Cycle

Day 0	Bill Date	
Day 21	Due Date	
Day 28	Carrying Charge.....	1% penalty
Day 35	Reminder Late Fee.....	$5.00 charge
Day 42	Pre Shut Off / Urgent Notice Fee.....	$14.00 charge
Day 56	Shut Off Authorization Late Fee....	$120.00 charge

Your voluntary GreenBucks contribution helps protect water quality in local rivers and streams.

Select your GreenBucks Contribution Level ☐ **$1** ☐ **$3** ☐ **$5** Contributions will be charged each billing period.

New Mailing Address? Please note changes below and check the box on the reverse side.

New Address _____

Phone Number _____

Comments _____

This change affects your mailing address only and does not close your account.

To close this account and receive a final bill, call Customer Services at 503-823-7770.

Account
299-230-450-0

PortlandGeneral.com
800-542-8818

Please do not pay.
For your records only.

Thank you!

We received your payments totaling **$154.05**.

Auto Pay amount due
$139.77

Will be deducted
11/13/26

Burlington Water Dist

Account number **1317690000**

Service address **HWY 30 AND NW HARBORTON DR PORTLAND, OR 97231**

Service period **9/28/26 to 10/27/26**

Your monthly energy use history

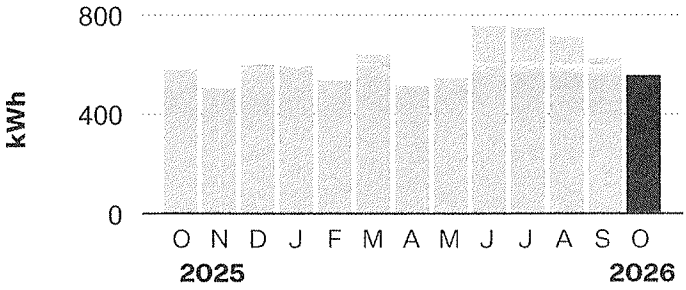

Cut costs with energy-efficient upgrades

Explore energy-saving opportunities for your business, including possible no-cost upgrades. Visit **PortlandGeneral.com/Upgrade.**

Thank you for being a PGE customer.

Your energy use comparison

554 kWh this month

5% from this month last year

12% from last month

Compared to this time last year, this service period was 2 days shorter and 2 degrees warmer.

Temperature source: Hillsboro Airport

P.O. Box 4438
Portland, OR 97208-4438

Account number **1317690000**

For information about customer protections, visit **PortlandGeneral.com/26Protect** or **scan the QR code.**

005159 000010917

BURLINGTON WATER DIST
PO BOX 1827
FAIRVIEW OR 97024-1802

Please do not pay.
For your records only.

Amount due: **$139.77**
Due date: **11/13/26**

PGE

12511317690000200000001397700000001397702

bp20261027230047.csv-10317-000010917